

Leading the world in every field with advanced technology.

Technologies are forever changing society and the way people live. Applying innovative ideas and advanced technological prowess, MITSUBISHI ELECTRIC delivers various products and services that improve daily life and the social infrastructure. From residential-use products to those for commercial and industrial-use, semiconductors, social infrastructure systems, and products and services for the development of outer space, we have not led only in Japan, but throughout the world. We maintained our commitment to the pursuit of better technologies and higher quality throughout a history nearly 100 years long.



Shizuoka works



Air Conditioner Engineering Team



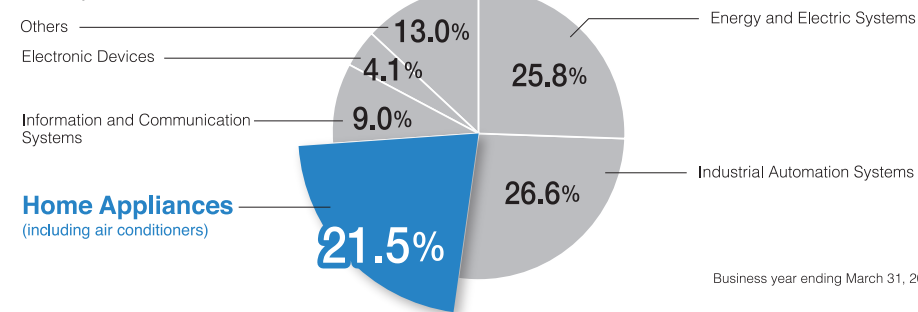
Marketing Team

Mitsubishi Electric Corporation Overview

Established 1921

- Main Business
 - Energy and Electric Systems
 - Industrial Automation Systems
 - Information and Communication Systems
 - Electronic Devices
 - Home Appliances

Sales by Business Sector



Business year ending March 31, 2020



for a greener tomorrow

Eco Changes is the Mitsubishi Electric Group's environmental statement, and expresses the Group's stance on environmental management. Through a wide range of businesses, we are helping contribute to the realization of a sustainable society.

MITSUBISHI ELECTRIC CORPORATION
 HEAD OFFICE: TOKYO BUILDING, 2-7-3 MARUNOUCHI, CHIYODA-KU, TOKYO 100-8310, JAPAN
www.MitsubishiElectric.com

New publication effective Jan. 2021.
 Specifications are subject to change without notice.



Changes for the Better

for a greener tomorrow

Mitsubishi
MElectric
Quality

SPLIT-TYPE AIR CONDITIONERS



FEEL THE JAPANESE
 TECHNOLOGY & QUALITY.

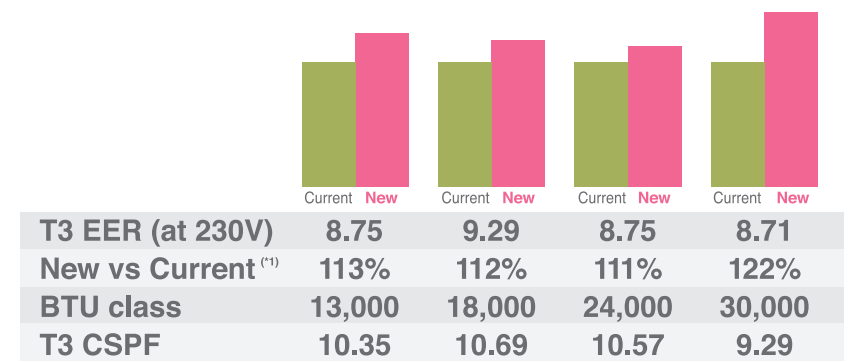
**Wrap yourself in comfort and quiet
eco-conscious technologies from Japan.
Functionality, versatility and comfort for
every environment.**



22% improved

* 30,000 BTU class (Newly launched model)

IMPROVED PERFORMANCE



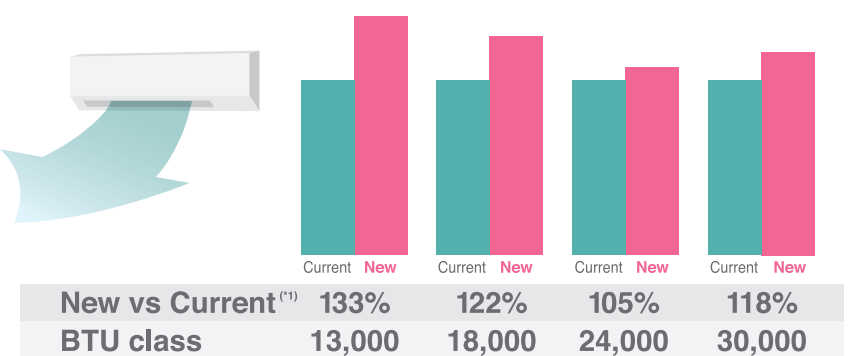
Japanese technology contribute much more advanced Energy saving features such as micro slit fin heat exchanger, minimize electricity bill and save environment.

*1 : Current models are launched in 2014.

18% improved

* 30,000 BTU class (Newly launched model)

IMPROVED AIR VOLUME ^(*)



Advanced fan speed control enabled to realise faster cooling and more comfort.

*1 : Current models are launched in 2014.
*2 : at highest fan speed

G-mark certified model

G-mark is certified by

All model passed defined safety tests and EMC test approved safety standards.

New High Efficiency Model




Indoor Unit			MS-CP13VA	MS-CP18VA	MS-CP24VA	MS-CP30VA	
Outdoor Unit			MU-CP13VA	MU-CP18VA	MU-CP24VA	MU-CP30VA	
Power supply (Outdoor) [Single phase]		V	220-230-240	220-230-240	220-230-240	220-230-240	
Refrigerant			R410A	R410A	R410A	R410A	
T1(220-230-240V)	Capacity	kW	3.5	5.2	6.7	8.35	
		Btu/h	11,942	17,743	22,861	28,491	
	Total input	kW	1.01-1.02-1.03	1.40-1.44-1.47	1.86-1.89-1.91	2.35-2.37-2.39	
	EER	Btu/h/W	11.82-11.71-11.59	12.67-12.32-12.07	12.29-12.10-11.97	12.12-12.02-11.92	
CSPF			12.43	12.82	12.84	12.77	
T3 (Tested at 230V)	Capacity	kW	3.220	4.635	5.828	7.200	
		Btu/h	10,987	15,815	19,886	24,567	
	Total input	kW	1.255	1.702	2.273	2.820	
	EER	Btu/h/W	8.75	9.29	8.75	8.71	
CSPF			10.35	10.69	10.57	9.29	
Ambient 48°C (Tested at 240V)	Capacity	kW	-	4.234	5.967	7.000	
		Btu/h	-	14,445	20,365	23,884	
	Total input	kW	-	1.716	2.356	2.880	
EER		Btu/h/W	-	8.42	8.65	8.29	
Operating Current		A	6.0	8.5	12.0	10.7	
Indoor Unit	Power Input	Rated	kW	0.034	0.062	0.07	0.077
	Running Current	Rated	A	0.33	0.53	0.58	0.52
	Dimension	H*W*D	mm	290*799*232	325*1100*238	325*1100*238	365*1170*295
	Net weight		kg	10	16	16	18
	Air volume (Lo-Med-Hi-SHi)		m3/min	6.6-8.7-11.0-13.8	13.1-15.5-18.5-22.0	13.7-15.9-18.7-23.0	15.4-19.1-23.2-25.4
	Sound level (SPL) (Lo-Med-Hi-SHi)		dB(A)	29-36-42-47	35-41-46-53	37-42-47-53	37-42-47-53
Outdoor Unit	Dimension	H*W*D	mm	525*718*255	550*800*285	880*840*330	1258*870*295
	Net Weight		kg	33.5	40	63	80
	Air volume		m3/min	27.6	27.9	52.4	85.8
	Sound level (SPL)		dB(A)	52	53	56	55
	Breaker Size		A	10	15	20	25
Piping	Piping diameter	Liquid-Gas	inch	1/4 - 1/2	1/4 - 5/8	1/4 - 5/8	3/8 - 3/4
	Max piping length	Out-In	m	20	30	30	30
	Max height difference	Out-In	m	10	10	10	15

*Specifications are based on the following condition.
T1-Condition : indoor temperature of 27°CDB/19°CWB, and outdoor temperature of 35°CDB/24°CWB.
T3-Condition : indoor temperature of 29°CDB/19°CWB, and outdoor temperature of 46°CDB/24°CWB.
Ambient 48°C-Condition : indoor temperature of 26.6°CDB/19.4°CWB, and outdoor temperature of 48°CDB.
*Unit is able to operate up to 52 deg C based on the testing condition of UAE S/ISO5151:2011.
*Ambient 48°C Testing is measured by the third party organization.

MS-CP13/18/24/30VA


Powerful Cool mode

Powerful Cool mode operates with the max fan speed for 15 minutes to cool the room faster, then automatically returning to the regular setting.



Nano platinum filter

This filter generates stable antibacterial and deodorising effects. These features give better dust collection performance than conventional filters.



* It is okay to wash the filter with water (air-cleaning effect is maintained.)

3D waved surface

On/Off Operation Timer

Use the remote controller to set the times of turning the air-conditioner On/Off.

Auto Restart

Especially useful at the time of power outages, the unit turns back on automatically when power is restored.

Pure White

Pure white is adopted for the unit colour; white expressing the essence of cleanliness and easily matching virtually all interiors.

Auto Vane

The vane closes automatically when the air-conditioner is not running, concealing the air outlet and creating a flat surface that looks fine.

Econo Cool energy-saving feature

Econo Cool is an intelligent temperature control feature that realize optical airflow to wants the body based on the air-outlet temperature.


Econo Cool mode

A comfortable room environment is maintained even when setting the temperature 2°C higher than the conventional cooling mode.

(Function only available during manual cooling operation.)

	Normal mode	Econo Cool mode
Ambient temperature	35°C	35°C
Temperature setting	25°C	27°C
Perceived temperature	30°C	29.3°C

Econo Cool on



Normal mode



Temperature distribution (°C)
14 16 18 20 22 24 26 28

Horizontal Vane

The air outlet vane swings up and down so that the airflow is spread evenly throughout the room.

Double Vane (only MS-CP18/24/30)

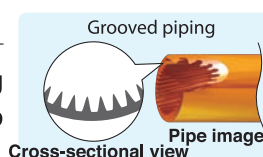
Double vane separates the airflow into the different directions to deliver airflow not only across a wide area of the room, but also simultaneously to two people in different locations.

Vertical Vane (only MS-CP18/24/30)

The vertical vane swings from side to side so that the airflow reaches every part of the room.

Grooved Piping

High-performance grooved piping is used in heat exchangers to increase the heat exchange area.



EXCELLENT QUALITY

Only products which passed strict quality tests are delivered to Middle East.



1 Combustion test

Wire grill and flame-retardant material are used in outdoor units. It has been tested for combustion prevention, in case of fire accidents caused from outside the unit.



2 Shock test

Units are exposed to vibrations actually created by a transport truck, the shock test is conducted assuming the actual transportation distance.



3 Rain test and salt spray test

The motor, fan and outdoor components are designed to withstand a severe storm. Also, salt tolerance is tested for long-term use by the salt spray test machine which virtually creates coastal environment.



4 Sound test

Outdoor units are tested in the anechoic room to measure accurate sound level.



5 Leakage check test

All products are tested for leakage prevention securing the highquality.



6 Operating test

All products go through an electrical injection on the manufacturing line.